

# Elementary Orchestra

*Developing Habits for Success*

## Guide Book

for Students and Parents  
West Des Moines, Iowa

2009 – 2010



*“I would like to teach children music, physics, and philosophy; but most importantly music, for in the patterns of music and all the arts are the keys to learning.” ~ Plato*

Parents and Students please review this information together and return the attached permission slip at the end of the booklet to your child's orchestra teacher.

# Contents

Calendar of Events.....	p. 2
Welcome to Orchestra .....	p. 3
West Des Moines Orchestra Faculty .....	p. 4
Mission Statement .....	p. 5
Shared Vision .....	p. 5
Goals and Objectives .....	p. 5
Supply List .....	p. 6
Orchestra Uniform .....	p. 6
Care of Instrument .....	p. 7
Practice Guidelines .....	p. 8
Instruments and Music .....	p. 9
FAQ .....	p. 9
Fingernails .....	p. 10
Critical Listening .....	p. 10
Lessons .....	p. 10
Orchestra Discipline Plan .....	p. 11
Orchestra Ensemble Rehearsals	
Procedures, Rules, Expectations .....	p. 12
Arrival and Concert information .....	p. 13
6 <sup>th</sup> Grade Rehearsal information.....	p. 14
5 <sup>th</sup> Grade Rehearsal information.....	p. 15
4 <sup>th</sup> Grade Rehearsal information.....	p. 16
Assessments	
4 <sup>th</sup> Grade Assessment Report .....	p. 17
5 <sup>th</sup> Grade Assessment Report.....	p. 17
6 <sup>th</sup> Grade Assessment Report .....	p. 18
Area Music Stores .....	p. 19
Websites .....	p. 19
Map of West Des Moines Schools .....	p. 20
Permission Slip – To be returned! .....	p. 21

*“Ah music...a magic beyond all we do here!”* Harry Potter and the Sorcerer’s Stone

**2009-2010**  
**West Des Moines Orchestra**  
**Calendar of Events**

<b>DATE</b>	<b>DAY</b>	<b>TIME</b>	<b>Grade</b>	<b>EVENT</b>	<b>LOCATION</b>
Sept 2	Wed	5:30 PM	4	4th Grade Parent Open House	IH Auditorium
Sept 14	Mon	4:00 – 7:00 PM	4-12	VOG Instrument Rental	VHS Orch Room
Sept 15	Tues	7:00 PM	4	4th Grade Parent Lesson	IH
Sept 15	Tues	Before school day	5	JC and FM 5 <sup>th</sup> Gr. Rehearsals begin	Jordan Creek
Sept 16	Wed	Before school day	6	All 6th Grade Rehearsals Begin	TBA
Sept 17	Thurs	Before school day	5	CL, CV, CR, HD, WH, and WR 5 <sup>th</sup> Grade Rehearsals begin	TBA
Oct 13	Tues	7:30 PM	9-12	VSW-Valley Orchestra Concert	VHS Auditorium
Oct 18	Sun	2:00 PM	9-12	Orch All-State Solo recital	Valley Vocal Room
Nov 3	Tues	6:00 – 8:00 PM	4-8	Skating Party	Skate West
Nov 24	Tues	During school day	7-8	Jr. High Orchestra Tour	All Elem Build
Dec 2	Wed	7:30 AM	6	6th Grade Orchestra – Combined Dress Rehearsal	Hillside
Dec 8	Tues	7:00 PM	7-8	Stilwell Winter Orchestra Concert	ST Auditorium
Dec 9	Wed	All Day	6	6th Grade Orchestra Winter Tour	JC, HD, CL, CV
Dec 10	Thurs	7:30 A.M.	5	5 <sup>th</sup> Grade Dress Rehearsal	Hillside
Dec 10	Thurs	6:30 PM	5-6	5th/6th Orchestra Winter Concert	Valley Southwoods
Dec 14	Mon	7:30 PM	7-8	Indian Hills Winter Orchestra Concert	IH Auditorium
Jan 6	Wed	8:00 AM	5-6	5th/6th Pizza Fundraiser Kickoff	Hillside
Jan 26	Tues	7:00 PM	4-12	District Orchestra Festival	Valley Fieldhouse
Feb 4	Thurs	6:30/7:30 PM	4	4th grade Orchestra Concert	Stilwell
Feb 6	Sat	9 -10:30 AM	5-8	Pizza Pickup	VSW Gym
Feb 27	Sat	ALL DAY	4-5-6	4th/5th/6th Orch District Solo Festival	IH
Mar 5	Fri	TBA	7-8	Jr. High Orchestra District Solo and Ensemble Festival	TBA
Mar 9	Tues	7:00 PM	5-8	Chamber Recital	IH Auditorium
April 6	Tues	6:00 – 8:00 PM	4-8	Skating Party	Skate West
April 14	Wed	7:30 AM	6	6th grade Orchestra Combined Dress Rehearsal	Hillside
April 17	Sat	ALL DAY	9-12	IHSMA State Solo and Ensemble	TBA
April 21	Wed	ALL DAY	6	6th Grade Tour	CR, WH, FM, WR
April 22	Thurs	AM	5	5th Grade Orchestra Festival	Valley Free Church
April 22	Thurs	6:30 PM	5-6	5 <sup>th</sup> /6th Gr Orchestra Spring Concert	VSW Gym
May 6	Thurs	7:30 PM	9-12	VSW-Valley Orchestra Concert	VHS Auditorium
May 7	Fri	TBA	9-12	IHSMA Large Group Orch Festival	VHS
May 11	Tues	7:00 PM	6	6th Grade Honor Concert	Valley Auditorium
May 13	Thurs	6:30/7:30 PM	4	4th grade Orchestra Concerts	VSW Gym
May 18	Tues	7:30 PM	7-8	Indian Hills Orchestra Spring Concert	IH Auditorium
May 20	Thurs	7:00 PM	7-8	Stilwell Orchestra Spring Concert	Stilwell Auditorium
May 27-28	Th-Fri	4:00 – 6:00 PM	4-12	VOG inst. Return or re-rental	VHS Orch Room

\* Please note that the dates and times of events vary occasionally due to conflicts within our district. Watch for additional notes from your child’s orchestra director prior to events for confirmation of date, place, and time.



“The life of the Arts, far from being an interruption or a distraction in the life of a nation, is close to the center of a nation’s purpose – and is a test of the quality of a nation’s civilization.” ~ John Fitzgerald Kennedy

## WELCOME TO ORCHESTRA!

Whether you are joining us for the first time or returning after summer break, we welcome you. There are many activities planned for this year so get those dates on your calendar right away. Your child is on his/her way to a magical musical adventure. Please come along and enjoy the journey with us. Your support and encouragement are key to developing habits for success.

After reviewing the information in this Elementary Orchestra Handbook, please sign and return the form at the end of the booklet. Feel free to contact us about any questions or concerns.

We are looking forward to a noteworthy year!

~WDM Elementary Orchestra Faculty: Curtis Barr, Jeanne Caldwell, Abby Crisp, Matt Meyer, and Anne-Marie Webster



The West Des Moines Community School District does not discriminate on the basis of race, creed, color, religion, national origin, sex, age, marital status, sexual orientation or physical or mental disability in educational programs and activities.

Research suggests that...

*“Music more fully involves brain functions in both hemispheres than any other activity” and “that the artistic child optimizes the brains bilateralism is theorized to be the reason for the increased intelligence”*

~ Dr. Frank Wilson, neurologist (UCLA Brain Scan Research)

## West Des Moines Schools Orchestra Faculty

**Curtis Barr**

Indian Hills, Hillside

515-633-4727

[barrc@wdmcs.org](mailto:barrc@wdmcs.org)

**Jeanne Caldwell**

Clive, Crestview, Hillside

515-633-5814

[caldwellj@wdmcs.org](mailto:caldwellj@wdmcs.org)

**Abby Crisp**

Crossroads, Westridge, Stilwell

515-633-5607

[crispa@wdmcs.org](mailto:crispa@wdmcs.org)

**Matt Meyer**

Jordan Creek, Fairmeadows

515-633-5285

[meyerm@wdmcs.org](mailto:meyerm@wdmcs.org)

**Phil Peters**

Valley High School

515-633-4219

[petersp@wdmcs.org](mailto:petersp@wdmcs.org)

**Michele Senger**

Valley Southwoods, Valley High School

515-633-4510

[sengerm@wdmcs.org](mailto:sengerm@wdmcs.org)

**Anne-Marie Webster**

Western Hills, Stilwell

515-633-5955

[webstera@wdmcs.org](mailto:webstera@wdmcs.org)



## **MISSION STATEMENT**

Working in partnership with each family and the community, it is the mission of the WDM Orchestra Program to educate responsible, lifelong learners so that each student possesses the skills, knowledge, creativity, sense of self-worth and values necessary to thrive in and contribute to a diverse and changing world.

## **SHARED VISION**

The WDM Orchestra Program is a caring community of learners and educators in which we strive to know and lift each child. We inspire joy in learning, playing, and performing. Our program is dedicated to the preparation of each student's life journey by fostering the development of habits for success.

## **GOALS AND OBJECTIVES**

The West Des Moines Elementary Orchestra introduces' students to the performing art of orchestra by:

- Fostering appreciation and enjoyment
- Encouraging creativity
- Making connections to the world around us
- Introducing and developing technique
- Introducing string specific terminology and notation
- Exploring various styles of music

In addition to these general goals for musical development, we expect to see individual student development in such areas as:

- Critical listening skills
- Intonation: left hand technique
- Tone Quality: right hand technique
- Musical Expression
- Scale study
- Solo repertoire development

Finally, because an orchestra, like a team, requires group and individual efforts, we also hope to see the students develop in the areas of:

- Self-expression
- Cooperation
- Critical thinking
- Resourcefulness
- Social Skills



*“A mind stretched to a new dimension  
can never return to its original form.”*  
~ Oliver Wendell Holmes

**SUPPLY LIST:** Supplies are available at area music stores.

- Instrument: Please be sure you have a nametag on your case!
- Celli and Basses — rock stop
- Violin and Violas — shoulder pad or pillow
- Rosin
- Lesson Book
  - 1<sup>st</sup> Year students Book I: Essential Elements 2000
  - 2<sup>nd</sup> Year students Book 2: Essential Elements 2000
  - 3<sup>rd</sup> year students should check with his/her orchestra teacher
- Dust Cloth to keep instrument clean. Old t-shirts, flannel shirts, or clean diapers work fine.
- Pencil
- Binder: 1/2 inch 3 ring binder
- Music stand for home practice


## **ORCHESTRA UNIFORM**

Most Concerts: nice dress up clothes

Tours, Field Trips, Special Events: Orchestra T-Shirt

(or a blue T-shirt) and jeans





## CARE OF INSTRUMENT

- Be responsible. Practice the habit by taking care of your instrument.
- Keep your instrument clean! Wash your hands before you play. After playing, wipe off the rosin dust, smudges, fingerprints, etc., with a soft, clean, cloth.
- Handle with care! Your instrument is made of breakable wooden parts, so repairs can be expensive and time-consuming.
- Store your instrument safely when you are not playing it.
  - \* Celli and basses can stand in a corner of the room with the strings facing the corner.
  - \* Violins and violas should be in their cases.
- Do not let your instrument get too hot or too cold. If the temperature is uncomfortable for you, it is also bad for your instrument. For example, never leave it in a car on a hot or cold day.
- Allow only your teacher or an experienced repair person to fix your instrument.
- In the Case:

### \* Violins and Violas

Before you pick up your case, make sure the latches are closed!  
Never push down on the case lid to make it close all the way.  
Before closing and latching it, check for things that may be out of place inside.

### \* Celli and Basses

The bow pocket of the case goes on the same side as the strings. The music pocket is on the back.

## PRACTICE GUIDELINES

*“The difference between ordinary and extraordinary is the extra.”*

~ Anonymous

Progress depends a great deal on what is achieved during daily home practice sessions. Proficiency is gained only through frequent use of the skills.

**Practice Chart:** Students will receive a practice chart from his or her orchestra instructor. Also, the chart in the front of the Essential Elements Book may be used.

**Recorded Practice Time:** HONEST practice time should be recorded on the practice chart and turned in during lessons each week. Parents, please check and sign practice charts. The practice charts are a means of communication.

**Environment:** Practicing should be done in an area free from distractions — away from the T.V., stereo, telephone, and family traffic with good lighting and a music stand.

- Violinists and violists should practice while standing although occasional practice while sitting *with good posture* is Okay too.
- Cellists need a chair with a flat seat
- Bassists should stand or use a stool approximately 2 inches shorter than his/her inseam.

**Goals:** While a sufficient amount of *time* per day is important, practice time will be used more efficiently if the student has specific *goals* in mind. These goals might include such things as:

- being able to keep the bow thumb bent or the pinkie curved
- being able to play a tune or exercise rhythmically correct
- attending to accurate finger placement — make it ‘sound’ right

I will try to help guide these goals from the lessons, but students who set their own goals will become independent musicians much more quickly.

### **Length of Time**

- Beginning Students - 10 or 15 mm at a time twice a day. Usually, beginners do not have the muscle tone or endurance to practice for long periods of time. It is counterproductive to practice with tired muscles.
- Year Students: 30 — 45 mm once a day or two shorter sessions. By the 2<sup>nd</sup> and 3<sup>rd</sup> year, students have developed some of the muscle tone and endurance needed for longer periods of time. However, two 15 or 20 mm. sessions are often more productive even at this stage. Whatever works best for your family is fine.

**Hint:** If there are no younger children or pets in the house that might bother the instrument, try setting up a practice location and leave the instrument case open for violins and violas or out of the case for celli and bass between lessons. I find I practice more frequently, even as an adult, when my instrument is more accessible.

**Parent Responsibility:** Your child’s success depends a great deal upon your sincere interest in his/her progress and participation. Spend some time listening to your child practice. Choose your words carefully when offering praise or constructive criticism. Your child is in a very vulnerable state right now. Help your child understand the more he/she practices now, the more fun it will be later. PRACTICE REALLY DOES MAKE PERFECT - EVENTUALLY!

*“It is our choices, Harry,  
that show what we truly are,  
far more than our abilities.”*

~ Dumbledore, *Harry Potter and the Secret Chamber*

## INSTRUMENTS AND MUSIC

**Instruments:** instruments are available from several vendors in the Des Moines and surrounding areas. In addition, a few instruments are available through the Valley Orchestra Guild and the school. Further information will be forthcoming to students.

**Music:** Lesson Books can be purchased from area music stores. Check the supply list for titles. Ensemble music is supplied by the school.

### FAQ: ANSWERS ONLY

- When should I bring music and instruments to school?  
Instruments and music books should be brought to school on the day of lessons/orchestra rehearsal.
- What do I do if a string breaks?  
If a string breaks, replacements can be purchased from area music store. If the string teacher has one at school, the student may purchase one from him/her. Price list is posted in the instrumental room as well as on Mrs. Caldwell's home page.
- What should I do if I forget my instrument on the day of lessons?  
If a student forgets his/her instrument, he/she should let the teacher know ASAP. Unless specifically instructed otherwise, the student is still expected to come to lessons.
- May I leave my instrument at school overnight?  
If a student has lessons/orchestra on consecutive days, the instrument may be left in the instrumental room overnight.
- Private lessons. How can I find a teacher for private lessons?  
Private lessons are lessons given outside the school day. Ask your teacher for a list of musicians in the area that teach privately. In addition, there are private teachers available through the Temple of Performance in downtown Des Moines as well as several of our area music stores.



ALL INSTRUMENTS MUST GO HOME WITH STUDENTS  
FOLLOWING THE LAST REHEARSAL / LESSON EACH WEEK.

## FINGERNAILS

String players need to keep their fingernails clipped short. Parents, please check to see this is done before each lesson and as necessary in between.

## CRITICAL LISTENING

- **Listening:** Critical listening is essential for string players. Listen together or encourage your child to listen to recordings of his/her instrument. Take advantage of the special student ticket offers from the Des Moines Symphony. Or, try to identify the instruments of the orchestra by sound in music on the radio 90.1 FM. Listen especially for string instruments. This type of listening will help develop a role model for tone quality.
- **Singing:** Ask your child to sing a tune or exercise he/she is learning to play on the instrument. This encourages a mental image of the sound. Singing helps us develop critical listening skills which are so important for learning to play “in tune” on a string instrument.



## LESSONS

- **Length**  
20-45 minutes depending on group size
- **Day of the Week:** Orchestra lessons will be arranged once a week.  
Clive.....Dr. Caldwell  
Crestview..... Dr. Caldwell  
Crossroads.....Mrs. Crisp  
Hillside.....Dr. Caldwell, Mr. Barr  
Jordan Creek..... Mr. Meyer  
Fairmeadows.....Mr. Meyer  
Western Hills..... Mrs. Webster  
Westridge.....Mrs. Crisp
- **Schedules:** A copy of the schedule will be posted in the instrumental room as well as each 4<sup>th</sup>, 5<sup>th</sup>, and 6<sup>th</sup> grade homeroom.
- **Punctuality:** Students need to be ready to play ASAP when lesson time begins. Please come in quietly, rosin your bow, and do silent exercises if the preceding lesson is finishing as you enter.
- **Attendance:** If the student is at school, he/she is expected to attend lessons.

# ORCHESTRA DISCIPLINE PLAN

## Procedures, Rules, Expectations

- Come on time.
- Bring instrument, music, pencil, and other equipment as needed.
- Be courteous.
- Be respectful.
- Follow directions.
- Participate in a positive manner.

## Consequences for Breaking Rules

- |                      |                               |
|----------------------|-------------------------------|
| 1 <sup>st</sup> time | Warning                       |
| 2 <sup>nd</sup> time | Record student's name         |
| 3 <sup>rd</sup> time | Student asked to leave class  |
| Sever Disruption     | Send to principal immediately |

## Consequences for Appropriate Behavior

- Praise
- Good Grades
- Positive Notes
- Awards, treats, parties



*"We first make our habits, then our habits make us."  
(Covey, 1991)*

# ORCHESTRA REHEARSAL PROCEDURES, RULES. EXPECTATIONS

## Inclement Weather

In the event of school delay or canceled school due to inclement weather, there will be no morning rehearsals.

## Before Rehearsal

- **Transportation:**  
Parents are responsible for transportation to the rehearsal site. School Buses will take students to their home school as necessary following rehearsals.
- **Arrival:** Students should plan to arrive 15 minutes before rehearsal begins in order to be tuned.
- **Bring instrument, music, equipment, and a good attitude:**  
Students are responsible for bringing music, instrument, shoulder rest, rock stop and a pencil to every rehearsal.
- **Coats and cases:** Coats, cases, book bags etc. should be left against the walls of the rehearsal room
- **Sign In:** Students sign in on attendance sheet.
- **Set Up:** Students, please help with set up if necessary.
- **Get Ready:** Get out instrument, music, and equipment.
- **Get Tuned:** Please make a line and wait patiently if you need assistance.
- **Sit and STAY!**
- **Warm Up, practice, or chat** with your neighbor until rehearsal begins.

## During Rehearsal – Make a point to develop good habits!

- Participate in a positive manner.
- Be considerate of others feelings.
- Refrain from playing or talking while director is speaking or rehearsing another section.

## After Rehearsal – More habits to establish!

- Put your instrument away.
- Put away chairs and stands.
- Line up for bus in designated area.
- Do not leave the room until your bus is here
- Have a great day ☺



*“Things which matter most  
must never be at the mercy of  
things which matter least.”~ Goethe \_\_\_\_\_*

## ORCHESTRA ENSEMBLE REHEARSALS

### ARRIVAL

It is important for students to be seated and ready to play when rehearsal begins. Therefore, students should plan to arrive about 15 minutes early. This is an excellent habit to begin right now. As professional musicians, we generally arrive 15-30 minutes early for rehearsals and performances.

### CONCERTS

The orchestral experience is crucial for a string player's musical development. In order to better meet the needs of all of our students and make this a successful experience for each child, we have formed a number of ensembles throughout the district and have planned many concerts. Please refer to the *Calendar of Events* for concert dates. Concerts provide specific time-oriented goals as well as opportunities for authentic assessment. Planning and preparation to meet time-oriented goals are lifelong habits.



# SIXTH GRADE REHEARSALS

## 6th Grade and Advanced Student Orchestra

Wednesday September 16 is the first group rehearsal of the 2009-2010 school year.

### Wednesday 7:30 A.M.

Please be tuned, seated, and ready to play at 7:30!

School buses will take students to their home schools after rehearsal.



#### Rehearsal Location

There are two rehearsal locations for 6<sup>th</sup> grade orchestra. Students attending Crestview, Clive, Western Hills, and Hillside rehearse at Hillside. Students attending Jordan Creek, Fairmeadows, Crossroads, and Westridge rehearse at Jordan Creek.

- Hillside Gym: Crestview, Clive, Western Hills, and Hillside
- Jordan Creek Gym: Jordan Creek, Fairmeadows, Crossroads, Westridge

#### Dress Rehearsals

Prior to each concert, 6<sup>th</sup> grade orchestra students will have a combined rehearsal. The term, *dress rehearsal*, means this is the last rehearsal before the concert. Students DO NOT need to wear dress-up clothes to the dress rehearsal. See calendar of events on p. 20 for dates and times of the dress rehearsals.

#### Attendance Policy: Tour Eligibility

6<sup>th</sup> Grade Orchestra students will perform two tours during the school year. There will be a tour prior to each concert. In order for a student to be eligible to participate on a tour, he/she should have

1. No more than *one unexcused absence* from group rehearsals preparing music for that concert.
2. No more than *three total absences* from group rehearsals preparing music for that concert.

# FIFTH GRADE REHEARSALS

## 5th Grade and Intermediate Student Orchestra

*Tuesday, September 15, is the first 5<sup>th</sup> grade group rehearsal for Jordan Creek and Fairmeadows.*

*Thursday, September 17, is the first fifth grade group rehearsal for Clive, Crestview,  
Crossroads, Western Hills, and Westridge.*

Please be tuned, seated, and ready to play when it is time for rehearsal to begin.

School buses will take students to their home schools after rehearsal.



### **Rehearsal Location:**

There are four rehearsal locations for 5<sup>th</sup> grade orchestra. Students attending Crestview, Clive, and Hillside rehearse at Hillside. Students attending Jordan Creek and Fairmeadows rehearse at Jordan Creek. Student attending Western Hills rehearse at Western Hills. Students attending Crossroads and Westridge rehearse at Westridge.

### **Clive, Crestview, and Hillside students**

- Thursday 7:40 A.M.
- Gym at Hillside

### **Jordan Creek and Fairmeadows students**

- Tuesday 7:45 A.M.
- Jordan Creek Orchestra Room

### **Western Hills students**

- Thursday 8:00 A.M.
- Location TBA

### **Westridge and Crossroads students**

- Thursday 7:45 A.M.
- Westridge Instrumental Music Room

# FOURTH GRADE REHEARSALS

## 4th Grade and Beginning Student Orchestra

Please be tuned, seated, and ready to play when it is time for rehearsal to begin.



### 4<sup>th</sup> Grade and Beginning Student Orchestras

- 4<sup>th</sup> grade ensembles each rehearse in their own home school buildings.
- Teachers will send notes home regarding the date of the first group rehearsal.
- Students, plan to arrive 15 minutes before rehearsal starts.
- Please be tuned, seated, and ready to play when rehearsal is to begin.

Clive:	Tuesday	8:15 A.M.
Crestview:	Friday	7:40 AM
Crossroads:	Monday	8:00A.M.
Fairmeadows:	Friday	8:00A.M.
Jordan Creek:	Monday	8:00 A.M.
Western Hills:	Monday	8:00A.M.
Westridge:	Friday	8:00A.M.

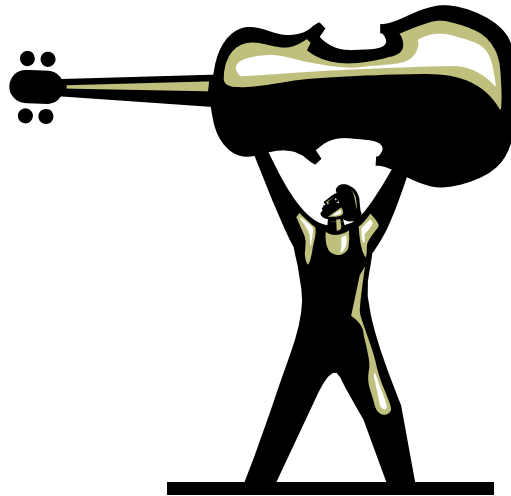
## PROGRESS REPORTS

Orchestra Grades are based on a combination of technique, improvement, and participation. Assessment Documents will be available on Infinite Campus.

4 <sup>th</sup> Grade ELEM - INSTRUMENTAL - STRINGS	Term	
	TRI 2	TRI 3
<b>LEARNER BEHAVIORS – STRINGS – 4<sup>TH</sup> GRADE</b>		
Displays a positive attitude		
Pays attention to instruction		
Brings instrument and materials		
Practices regularly		
Attends lessons consistently		
Attends group rehearsals and performances		
<b>INSTRUMENTAL TECHNIQUES – 4<sup>TH</sup> GRADE</b>		
Demonstrates correct posture, instrument position, hand positions		
Demonstrates appropriate tone, intonation, articulation and finger patterns		
<b>MUSIC LITERACY SKILLS – 4<sup>TH</sup> GRADE</b>		
Identifies notes on the instrument		
Identifies notes on the staff		
<b>PERFORMANCE BENCHMARKS – 4<sup>TH</sup> GRADE</b>		
Scale: Demonstrates competency		
Concert Repertoire: Demonstrates competency		

5 <sup>th</sup> Grade ELEM - INSTRUMENTAL - STRINGS	Term	
	TRI 1	TRI 3
<b>LEARNER BEHAVIORS – STRINGS – 5<sup>th</sup> GRADE</b>		
Displays a positive attitude		
Pays attention to instruction		
Brings instrument and materials		
Practices regularly		
Attends lessons consistently		
Attends group rehearsals and performances		
<b>INSTRUMENTAL TECHNIQUES – 5<sup>th</sup> GRADE</b>		
Demonstrates correct posture, instrument position, hand positions		
Demonstrates appropriate tone, intonation, articulation and finger patterns		
<b>MUSIC LITERACY SKILLS – 5<sup>th</sup> GRADE</b>		
Reads notes and rhythms		
Understands musical terminology		
<b>PERFORMANCE BENCHMARKS – 5<sup>th</sup> GRADE</b>		
Scales: Demonstrates competency		
Concert Repertoire: Demonstrates competency		

6th Grade ELEM - INSTRUMENTAL - STRINGS		Term	
	TRI 1	TRI 3	
<b>LEARNER BEHAVIORS – STRINGS – 6th GRADE</b>			
Displays a positive attitude			
Pays attention to instruction			
Brings instrument and materials			
Practices regularly			
Attends lessons consistently			
Attends group rehearsals and performances			
<b>INSTRUMENTAL TECHNIQUES – 6th GRADE</b>			
Demonstrates correct posture, instrument position, hand positions			
Demonstrates appropriate tone, intonation, articulation and finger patterns			
<b>MUSIC LITERACY SKILLS – 6th GRADE</b>			
Reads notes and rhythms			
Understands musical terminology			
<b>PERFORMANCE BENCHMARKS – 6th GRADE</b>			
Scales: Demonstrates competency			
Concert Repertoire: Demonstrates competency			




*“Learning to read music enhances the student’s ability to perform the skills necessary for reading, listening, anticipating ,forecasting, memory training, recall skills, and concentration techniques”*  
 ~ E. W Winston (1982, December) 3R ‘s and an M, Music Education Journal, p.40

## AREA MUSIC STORES

**Becker Fine Stringed Instruments**  
6567 University Avenue  
Windsor Heights, Iowa  
515-274-9420

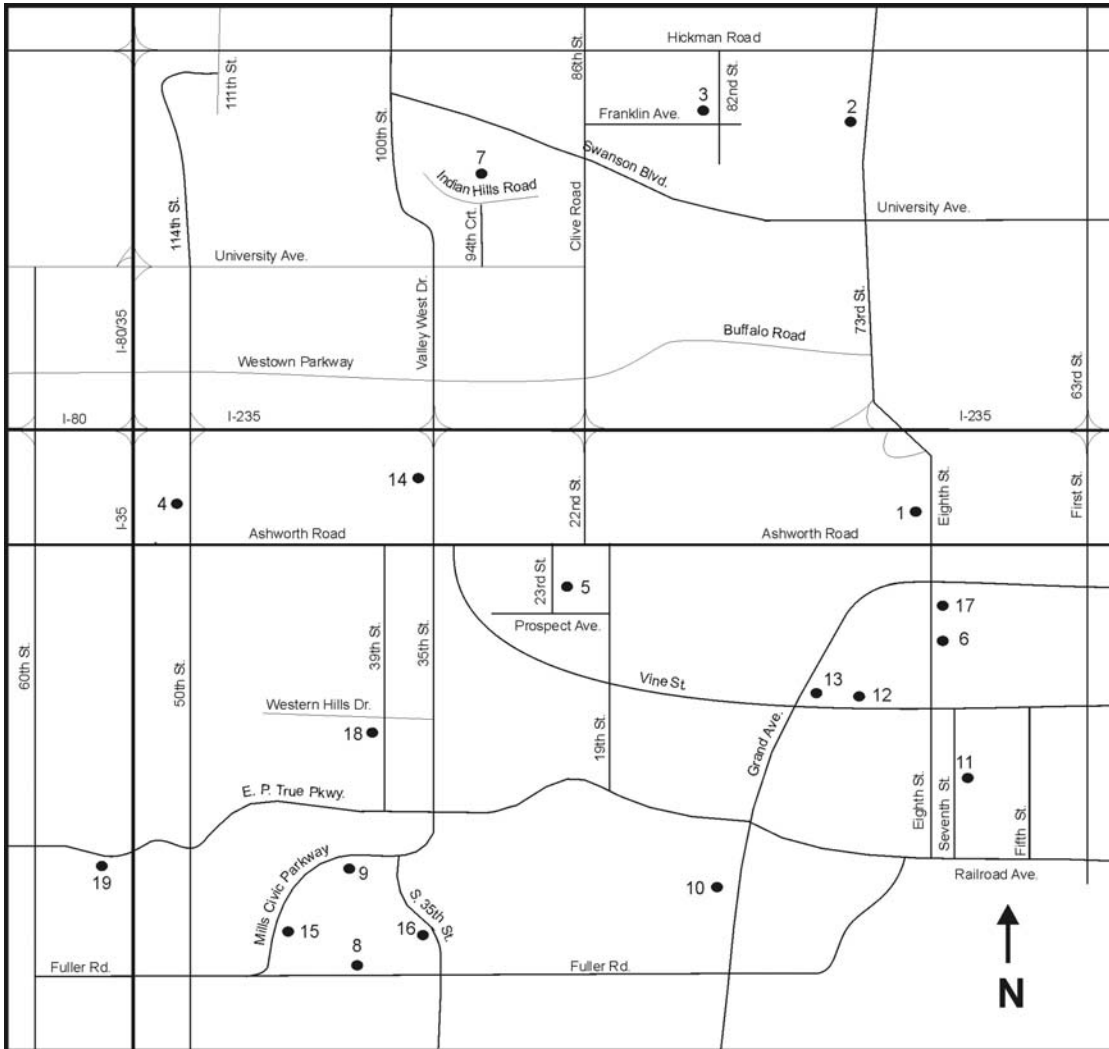
**Rieman Music**  
6501 Douglas  
Des Moines, Iowa  
515-278-4685  
800-962-3658



## CHECK OUT THESE WEBSITES

<http://www.dmsymphony.org>  
<http://www.stringsmagazine.com>  
<http://www.cello.org>  
<http://www.viola.com>

West Des Moines Community School District



2. Clive Elementary 1600 -73 <sup>rd</sup> St., Windsor Heights	8. Jordan Creek Elementary 4105 Fuller Road, WDM	14. Valley High School 3650 Woodland Ave., WDM
1. Crestview Elementary (2009-2010 only) 1020 Eighth Street, WDM	9. Learning Resource Center 3550 Mills Civic Pkwy., WDM	15. Valley Stadium 4440 Mills Civic Pkwy., WDM
4. Crossroads Park Elementary 1050 - 50 <sup>th</sup> St., WDM	10. Operations Center 2102 Delevan Dr., WDM	16. Valley Southwoods Freshman High School 625 S. 35 <sup>th</sup> St., WDM
5. Fairmeadows Elementary 807 – 23 <sup>rd</sup> St., WDM	10. Transportation Center 2109 Grand Ave., WDM	17. Walnut Creek Campus 815 Eighth Street, WDM
6. Hillside Elementary 713 Eighth Street, WDM	11. Phenix Elementary Early Childhood Center 415 Seventh St., WDM	18. Western Hills Elementary 600 39 <sup>th</sup> Street, WDM
7. Indian Hills Junior High 9401 Indian Hills Drive, Clive	13. Stilwell Junior High 1601 Vine Street., WDM	19. Westridge Elementary 5500 EP True Pkwy., WDM

PLEASE RETURN THIS PAGE  
TO YOUR CHILD'S ORCHESTRA TEACHER ASAP ☺

My child would like to participate in the Orchestra Program.  
We have reviewed and understand the information contained in the Elementary Orchestra Handbook.



Student's Name \_\_\_\_\_ Instrument \_\_\_\_\_

\_\_\_\_\_ I own my instrument.

\_\_\_\_\_ I rent an instrument from a music store.

\_\_\_\_\_ I would like to use a school instrument.

School \_\_\_\_\_ Grade \_\_\_\_\_ Homeroom Teacher \_\_\_\_\_

Home Phone \_\_\_\_\_ email address \_\_\_\_\_

Home Address \_\_\_\_\_

Orchestra Ensemble: (circle one)    Beginning                      Intermediate                      Advanced

Rehearsal Day of the week \_\_\_\_\_ Rehearsal Location \_\_\_\_\_

Guardian's Name \_\_\_\_\_

work phone \_\_\_\_\_ email address \_\_\_\_\_

Guardian's Name \_\_\_\_\_

work phone \_\_\_\_\_ email address \_\_\_\_\_

Remember, an orchestra is like a team.  
We are only as strong as each of our members.  
We need each one for rehearsals.  
We count on each one for concerts.  
Please put important dates on your calendar now!  
Thanks.

\_\_\_\_\_  
Student's Signature

\_\_\_\_\_  
Guardian's Signature

Questions or Comments: